



**SUNSHINE COAST REGIONAL HOSPITAL DISTRICT
BOARD MEETING**



**HELD ELECTRONICALLY AND TRANSMITTED VIA THE
SUNSHINE COAST REGIONAL DISTRICT BOARDROOM,
1975 FIELD ROAD, SECHELT, B.C.
Thursday, July 28, 2022**

AGENDA

CALL TO ORDER 1:00 p.m.

AGENDA

1. Adoption of Agenda

MINUTES

2. Sunshine Coast Regional Hospital District Board Meeting
Minutes of April 28, 2022

Annex A
Pages 1-2

BUSINESS ARISING FROM MINUTES AND UNFINISHED BUSINESS

PRESENTATIONS and DELEGATIONS

3. Johan Marais, Regional Director, Capital Planning, Vancouver Coastal Health
Regarding: Fiscal Year 2023 to 2028 Capital Plan Update
including Cost Share Request

Annex B
pp. 3-26

REPORTS

4. Sechelt Hospital Minor Capital Equipment List received from Marie Duperreault, Vancouver Coastal Health Director, Sunshine Coast

Annex C
p. 27

COMMUNICATIONS

MOTIONS

BYLAWS

NEW BUSINESS

IN CAMERA

ADJOURNMENT



SUNSHINE COAST REGIONAL HOSPITAL DISTRICT

April 28, 2022

MINUTES OF THE MEETING OF THE BOARD OF THE SUNSHINE COAST REGIONAL HOSPITAL DISTRICT MEETING HELD ELECTRONICALLY AND TRANSMITTED VIA THE BOARDROOM AT 1975 FIELD ROAD, SECHELT, B.C.

PRESENT:	Chair	District of Sechelt	D. Siegers
	Directors	Electoral Area A Electoral Area B Electoral Area D Electoral Area F District of Sechelt Town of Gibsons	L. Lee L. Pratt A. Tize (Part) M. Hiltz A. Toth B. Beamish
ALSO PRESENT:	Chief Administrative Officer		D. McKinley
	G.M., Corporate Services / Chief Financial Officer		T. Perreault
	Corporate Officer		S. Reid
	Administrative Assistant / Recorder		T. Crosby
	Media		0
	Public		0

CALL TO ORDER 9:00 a.m.

AGENDA **It was moved and seconded**

15/22 THAT the agenda for the meeting be adopted as presented.

CARRIED

MINUTES

Minutes **It was moved and seconded**

16/22 THAT the Sunshine Coast Regional Hospital District Board Meeting Minutes of March 24, 2022 be adopted as presented.

CARRIED

PRESENTATIONS AND DELEGATIONS

Cory Vanderhorst, Regional Assurance Partner and Kristy Rowbotham, Client Account Services of MNP LLP addressed the Board regarding the Sunshine Coast Regional Hospital District's Final Report – 2021 Audit Findings, Draft Independent Auditor's Report and draft audited Financial Statements for year ending December 31, 2021.

Director Tize joined the meeting at 9:10 a.m.

REPORTS

Financial
Statements

It was moved and seconded

17/22

THAT the report titled Sunshine Coast Regional Hospital District (SCRHD) Draft Audited Financial Statements – Year Ended December 31, 2021 and the following documents be received for information;

- 2021 Audit Findings – Report to the Board of Directors for Year Ended December 31, 2021;
- Draft Independent Auditor's Report;
- Draft Audited Financial Statements Year Ended December 31, 2021;

AND THAT the SCRHD Draft Audited Financial Statements for Year Ended December 31, 2021 be approved as presented.

CARRIED

ADJOURNMENT

It was moved and seconded

18/22

THAT the Sunshine Coast Regional Hospital District Board meeting be adjourned.

CARRIED

The meeting adjourned at 9:11 a.m.

Certified correct _____
Secretary

Confirmed this _____ day of _____

Chair

FY23 - FY28+ Capital Plan Update

Including Cost Share Requests

Sunshine Coast Regional Hospital District

July 28th, 2022

Million \$ unless otherwise noted



07/12/2022

Land Acknowledgement

I would like to acknowledge we are hosting this meeting on the shared traditional homelands of the Coast Salish peoples of the Musqueam, Squamish and Tsleil-Waututh Nations and I am grateful to be able to work, play, and live on these unceded lands.

I'd also like to acknowledge that VCH services are located in: Heiltsuk, Kitasoo-Xai'xais, Lil'wat, N'Quatqua, Nuxalk, Samahquam, Sechelt, Skatin, Tla'amin, Wuikinuxv, and Xa'xtsa of the Coast Salish peoples



How our capital projects align with our strategic goals



Exceptional Care

Replacing outdated infrastructure & equipment with modern facilities, tools and technology enables clinical providers to achieve better results, leading to higher quality care, better patient outcomes, and improved health care delivery.



Innovation for Impact

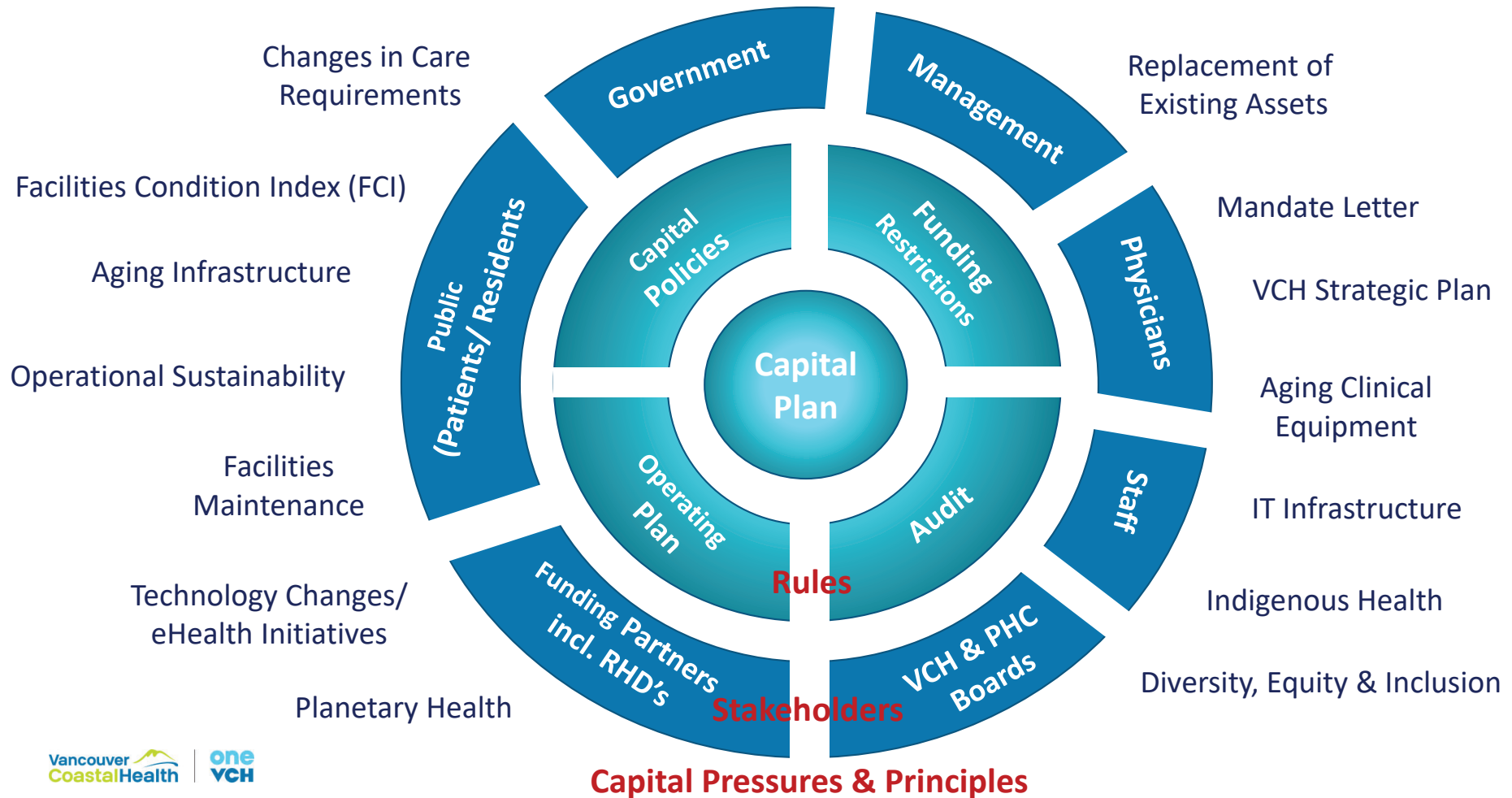
New facilities & equipment will embrace evidence-based best practices & enable service providers to deliver care that is innovative & forward-thinking. Access to upgraded infrastructure & technology will streamline operational services, improve patient and staff safety, and enhance the patient, family, and staff experience.



Great Place to Work

New projects & facility upgrades will be designed to enable staff to do their work in an efficient, safe, and thoughtful environment. Our process incorporates input from service providers, enabling them to influence the design of the spaces where they will be working.


VCH Capital Planning Environment



Capital Planning Principles

The following principles inform the whole facility life-cycle, from planning, design and RFP processes, through to construction, operations and building end-of-life:

- **Operational Sustainability** – ensure our assets are maintained in a state that supports the best possible patient outcomes
- **Asset Condition** – asset renewal strategies to improve facility condition index (FCI) and address historical deficit of investment, ensuring safe and uninterrupted services
- **Indigenous Health** – engagement with and incorporation of the unique host Nation cultures on which our facilities are located, to create safe, sustainable spaces that support Indigenous healing practices and prioritize holistic health outcomes
- **Planetary Health** – ensure facilities are sustainable and climate resilient, support the delivery of sustainable future-focused services such as reusables and virtual health
- **Diversity, Equity & Inclusion** – ensuring facilities support gender equity and diversity, particularly through design of washrooms, change rooms and showers



Capital Overview - Facilities

- 12 Hospitals, 12 Long-Term and Complex Care Facilities, 6 Mental Health & Substance Use Facilities, and several Primary Care and Community Support Facilities.
- Historical lack of capital investment has resulted in infrastructure deficits requiring significant investment.
- Developing deferred maintenance strategies to address large-scale asset categories such as elevators, piping, roofs, etc.
- Major facilities projects seeking approval within the next 2 years:
 - Hilltop House LTC Expansion
 - Powell River Evergreen LTC Replacement & Expansion
 - Lions Gate Hospital Evergreen LTC Replacement & Berkley Care Home Expansion
 - Banfield LTC Replacement
 - Downtown East Side Community Health Centre (58 West Hastings) – Leased Site

Capital Overview - Facilities

A full continuum of healthcare services are provided within facilities (capital assets) that are primarily Health Authority-owned, operated and maintained. Services are also offered within various leased spaces maintained by VCH.

Acute Care



Hospitals:


Vancouver General
St. Paul's
UBC
Mount St. Joseph's
Lions Gate
Richmond
GF Strong
Sechelt
Squamish
Powell River
Bella Bella
Bella Coola

Long Term & Complex Care

Dogwood
Richmond Lions Manor
Pearson Complex Care
Evergreen Lions Gate
Evergreen Powell River
Berkley Care Home
Shorncliffe
Banfield Pavilion
Purdy Pavilion
Totem Lodge
Hilltop House
Willingdon Creek Village



Primary Care



Urgent Primary Care Centres:

Downtown Vancouver
Richmond
North Vancouver
Northeast Vancouver
Southeast Vancouver

Mental Health & Substance Use

Joseph & Rosalie Segal Family Health Centre
Withdrawal Management
HOpe Centre
Detwiller Pavilion
Willow Pavilion
Sumac Place Gibsons



Community Supports

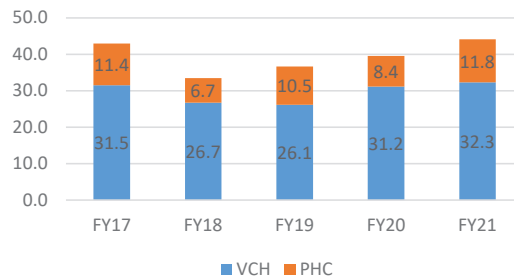


Health Centres:

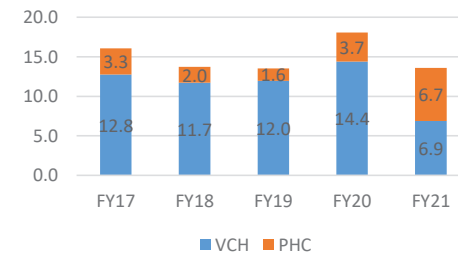
Pemberton
Whistler
Alderbridge Richmond
South Vancouver
Raven Song
Three Bridges
Robert & Lily Lee Family CHC
Pacific Spirit
Evergreen

Capital Overview - Equipment

- Average annual capital investment ~ \$40M



- Historical lack of capital investment has resulted in equipment deficits requiring significant investment
- VCH is in a state of “break-fix” and is not always able to consider emerging technologies
- Rely heavily on annual contributions from Hospital Foundations and Auxiliaries to support equipment purchases



Capital Overview - Equipment

VCH has an extensive inventory of both major and minor medical equipment including Diagnostic, Surgical, Life Support, Monitoring & Treatment, Laboratory, Pharmacy, Medical Device Reprocessing (MDRD), Food Services and Minor Equipment.

Diagnostic Equipment (Major)



10 MRIs
7 Biplane Angiography Systems
17 CT Scanners
20 Fluoroscopy / Multipurpose Fluoro
5 Cardiac Catheterization Labs
35 X-Ray Rooms

Life Support



Pharmacy



Surgical



Medical Device Reprocessing (MDRD)



Laboratory



Monitoring & Treatment



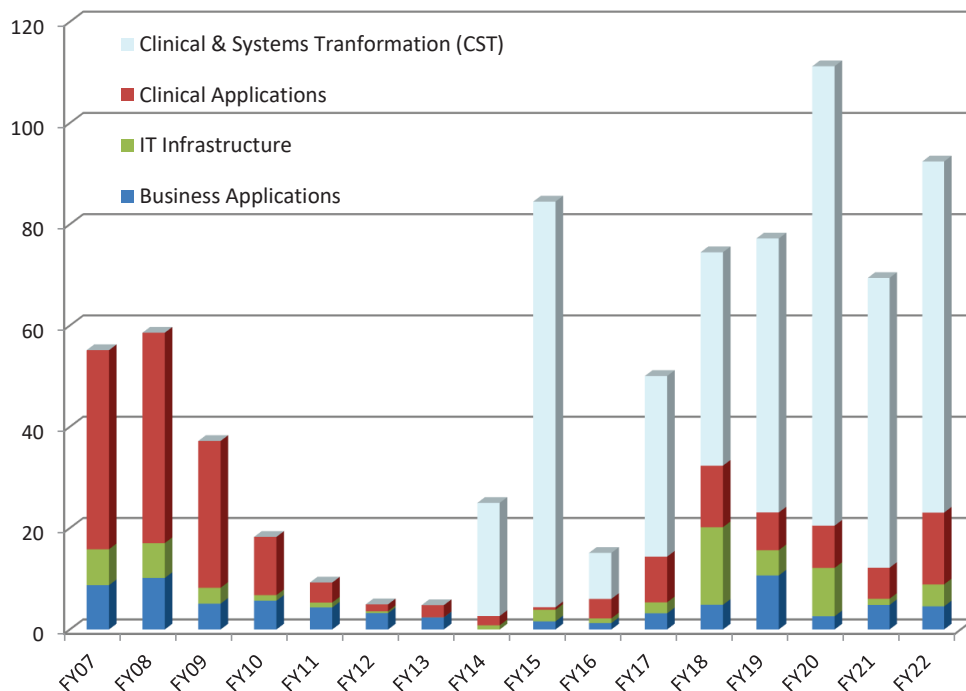
Food Services



Minor Equipment

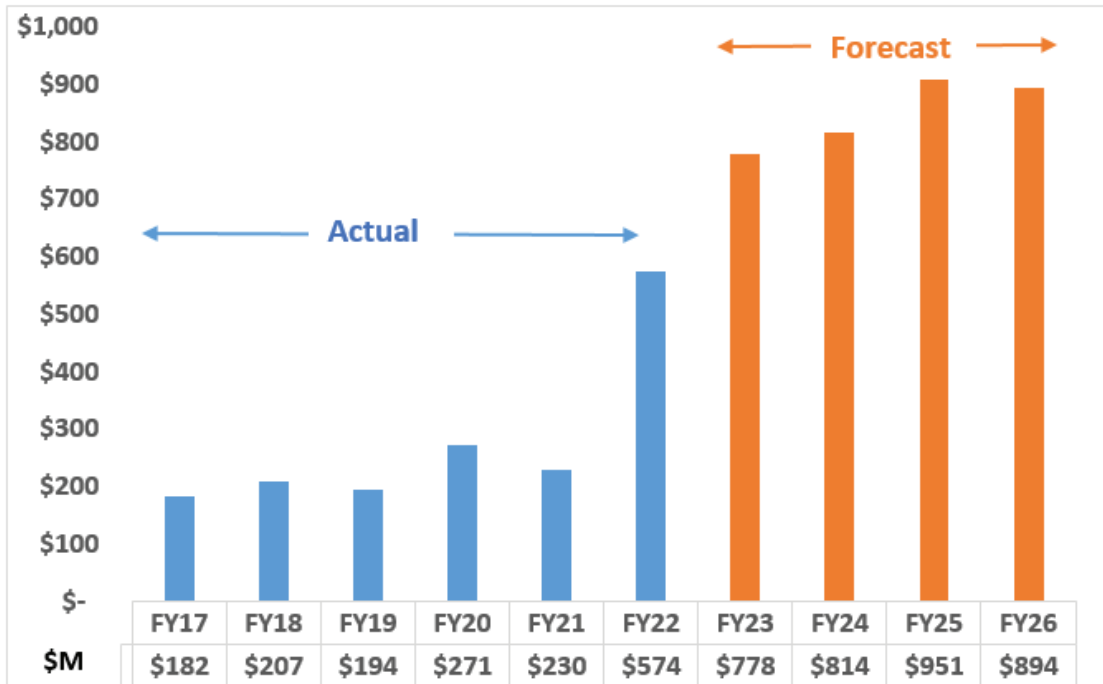


Capital Overview - IMITS



- In FY09 VCH/PHC's investment in Clinical & Business Applications, and IT Infrastructure began to decline
- The 2008/09 financial crisis resulted in a funding claw-back from the MoH, resulting in projects being canceled/ wrapped-up
- Since FY15, increased investment in IT Infrastructure focused on the Clinical & Systems Transformation (CST) project
- More recently, the investment in Clinical & Business applications focused on aging and unsupported technologies, and the expansion of Clinical applications across acute sites

Ten-Year Capital Expenditure Trend

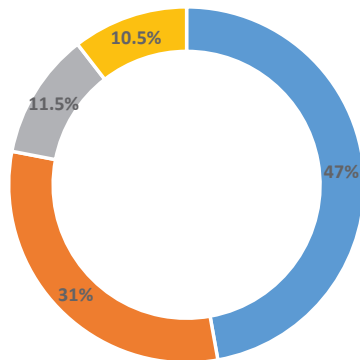


Significant increase since FY22 due to major redevelopment projects including:

- New St. Paul's Hospital
- LGH Tower
- Richmond Tower
- VGH JP OR renewal
- Dogwood Long Term Care

FY23 Capital Plan

Additions to Multi-Year Capital Project Budget:
\$133.3 million



Facilities	\$	62.9	47%
IMITS	\$	41.1	31%
Minor Capital Improvement Projects (minor equipment/reno)	\$	15.3	11%
Major Equipment	\$	14.0	11%
Total:		\$	133.3




FY23 Capital Expenditure Budget by Category:
\$777.6 million

Including \$718 million for previously approved multi-year capital projected with budgeted expenditures in FY23 and \$59.6 million for FY23 expenditures on additions to the Multi-Year Capital Project Budget (\$133 million)

New St. Paul's	\$ 308.0
Clinical Support & Research Centre - New St. Paul's	\$ 9.1
LGH Acute Care Facility	\$ 119.3
Clinical Systems Transformation (CST)	\$ 56.7
Dogwood Long Term Care	\$ 37.9
VGH OR Renewal	\$ 29.0
Richmond Hospital Redevelopment	\$ 7.9
Facilities	\$ 102.2
Equipment	\$ 51.6
IMITS	\$ 40.6
Minor Capital Improvement Projects	\$ 15.3
Total	\$ 777.6

FY23 - FY28+ Capital Plan

Review of Capital Prioritization Criteria

Capital Projects Prioritization Criteria	Major Clinical Equipment Prioritization Criteria	IMITS Prioritization Criteria
Strategic alignment 	Strategic alignment 	Strategic alignment 
Access and flow	Patient Outcome	Clinical and business impact (health outcomes)
Innovation	Innovation	Access and availability (access and flow)
Safety and risk management	Safety	Safety and risk management
Urgency	Obsolescence	Organizational Impact and likelihood
Cost-benefit (financial)	Financial	Cost benefits (financial and operational)
Human resources		CST Requirements (bonus)
Funding partnerships		

FY23 Capital Plan

(\$ millions)	Life to Date Spend 2022-03-31	FY23	FY24	FY25	FY26	FY27	FY28+	Total
Total Revenue	1,159.0	777.6	814.1	951.2	893.6	538.8	303.4	5,437.6
Expenditures								
Total Priority Investment	944.2	568.0	675.7	860.5	838.3	538.8	303.4	4,728.9
Other Capital Projects¹						-	-	-
Underway:								
Facilities	122.6	85.9	52.5	47.9	24.1	-	-	333.0
Equipment	41.0	37.6	20.8	13.1	1.5	-	-	114.0
IMITS	51.3	26.6	16.0	3.9	-	-	-	97.7
Minor Capital Improvement Allocation ²	-	-	-	-	-	-	-	-
New FY23 Requests³:								
Facilities	-	16.3	14.7	2.5	29.6	-	-	63.1
Equipment	-	14.0	-	-	-	-	-	14.0
IMITS	-	14.0	19.0	8.1	-	-	-	41.1
Minor Capital Improvement Allocation ²	-	15.3	15.3	15.3	-	-	-	45.9
Sub-Total Other Capital Projects	214.9	209.6	138.3	90.7	55.2	-	-	708.8
Total Expenditures	1,159.1	777.6	814.0	951.2	893.5	538.8	303.4	5,437.6

¹ Other Capital Projects have a 4-year funding commitment

² MCIP Represents the allocation only

³ New Requests FY23 + Facilities FY24 through FY26 = \$133.3M

FY23 Capital Plan Detail - Revenue

(\$ millions)	Life to Date Spend 2022-03-31	FY23	FY24	FY25	FY26	FY27	FY28+	Total
Revenue								
Ministry of Health	706.0	358.6	403.9	791.2	748.5	545.9	197.5	3,751.5
Priority Investment	536.0	179.2	274.9	707.0	693.2	545.9	197.5	3,133.7
Routine Capital Investment	102.2	90.2	51.7	38.3	21.6	-	-	304.0
Unallocated Routine Capital Investment	-	-	14.7	29.4	33.3	-	-	77.4
Restricted Global Operating Fund	55.1	51.7	41.6	12.6	0.4	-	-	161.3
Minor Capital Improvement Allocation ²	-	15.3	15.3	-	-	-	-	30.6
Deferred from prior yrs	12.7	22.2	5.7	3.9	-	-	-	44.5
Land Sale								
Providence	172.2	261.3	341.2	47.2	0.5	0.5	29.7	852.6
Dogwood-Pearson	124.3	52.6	3.5	-	-	-	30.0	210.4
Other	156.4	105.2	65.4	112.8	144.6	(7.6)	46.2	623.1
Foundation/Auxillaries	29.0	67.1	39.9	36.0	65.6	113.2	46.2	397.0
Regional Hospital Districts	0.3	4.0	0.7	0.3	-	-	-	5.3
Research	6.1	0.9	0.3	0.3	-	-	-	7.5
DBF Financing New SPH	119.1	28.2	24.6	-	-	(170.7)	-	1.1
Other 3rd Party - SPH	-	-	-	76.2	79.0	49.9	-	205.2
Other	2.0	5.0	-	-	-	-	-	7.0
Total Revenue	1,159.0	777.6	814.1	951.2	893.6	538.8	303.4	5,437.6

FY23 Capital Plan Detail - Expenditures

(\$ millions)	Life to Date Spend 2022-03-31	FY23	FY24	FY25	FY26	FY27	FY28+	Total
Expenditures								
Total Priority Investment	944.2	568.0	675.7	860.5	838.3	538.8	303.4	4,728.9
New St. Paul's	318.2	308.0	481.4	495.1	417.3	154.0	-	2,174.0
Clinical Support & Research Centre - New St. Paul's	-	9.1	39.0	123.5	79.5	90.4	39.7	381.2
LGH Acute Care Facility	50.2	119.3	83.6	40.0	17.0	-	-	310.1
Richmond Hospital Redevelopment	0.8	7.9	22.2	107.9	236.6	251.6	233.8	860.8
VGH OR Renewal Phase 1	100.6	0.8	-	-	-	-	-	101.4
VGH OR Renewal Phase 2	0.4	28.1	49.0	94.0	88.0	42.8	29.9	332.2
Dogwood Long Term Care	26.6	37.9	0.5	-	-	-	-	65.0
Clinical Systems Transformation (CST)	447.6	56.7	-	-	-	-	-	504.3
Sub-Total Priority Investment	944.2	568.0	675.7	860.5	838.3	538.8	303.4	4,728.9
Other Capital Projects ¹								
Underway:								
Facilities	122.6	85.9	52.5	47.9	24.1	-	-	333.0
Equipment	41.0	37.6	20.8	13.1	1.5	-	-	114.0
IMITS	51.3	26.6	16.0	3.9	-	-	-	97.7
Minor Capital Improvement Allocation ²	-	-	-	-	-	-	-	-
New FY23 Requests ³:								
Facilities	-	16.3	14.7	2.5	29.6	-	-	63.1
Equipment	-	14.0	-	-	-	-	-	14.0
IMITS	-	14.0	19.0	8.1	-	-	-	41.1
Minor Capital Improvement Allocation ²	-	15.3	15.3	15.3	-	-	-	45.9
Sub-Total Other Capital Projects	214.9	209.6	138.3	90.7	55.2	-	-	708.8
Total Expenditures	1,159.1	777.6	814.0	951.2	893.5	538.8	303.4	5,437.6

¹ Other Capital Projects have a 4-year funding commitment

² MCIP Represents the allocation only

³ New Requests FY23 + Facilities FY24 through FY26 = \$133.3M

Cost Share Requests

Clinical Renovations	Project Name	Project Cost Estimate	Cost Share Request	Description
New Clinical Builds	Replace Delayed Vital #4 Power Distribution Centre (DV4-PDC), Sechelt Hospital	\$1,100,000	\$440,000	<ul style="list-style-type: none"> The Power Distribution Centre (PDC) is original to the facility's 1961 Electrical infrastructure. Although it's functioning, this switch/fuse style infrastructure is different from all others in the facility and these switches are very difficult to operate. These fuses are non-standard and only used in this Power Distribution Centre As the original hospital was on 100% generator, it was therefore about 70/30 DV/V (delayed vital/vital). The operating suites are 100% vital but everywhere else in the hospital such as the Lab, Rehab, Pharmacy, Kitchen, Laundry, Admin, Staffing, Finance, Stores, Records/Admitting, FMO boilers/HVAC etc. are heavily reliant on power from this Power Distribution Centre General repairs to this particular Power Distribution Centre is difficult, and finding parts is a challenge This upgrade will require a power shutdown and the hospital will be on a generator during this temporary, planned outage. Coordination will be required due to the Clinical impact The implementation of this project will reduce the long term risk to the hospital due to end of life Power Distribution Centre
Long-Term Care				
Clinical Equipment				
Leased Sites/ Infrastructure				
Facility Infrastructure Upgrades				
Maintenance				
Clinical Applications				
Business Applications				
IT Infrastructure				
	Total Project Cost Estimate	\$1,100,000	\$440,000	The cost share request represents 40% of the project cost estimate.

Coastal CoC - Routine Capital Investment projects

FY23 Capital Plan – Clinical renovations & Long Term Care

Coastal CoC

Item	Facilities - Clinical Renovations	Project Cost Estimate	Prior Years Spend	Cashflow			
				FY23	FY24	FY25	FY26
1	LGH High Acuity Unit	9.413	6.343	3.070	-	-	-
2	ED Redesign - Triage & PEAT, LGH	5.500	0.695	4.105	0.700	-	-
3	Pharmacy IV Room Upgrades - Powell River	2.992	0.011	1.800	1.181	-	-
4	Trauma Room Renovation, WHCC	1.375	0.992	0.383	-	-	-
5	3E Pediatric Mental Health Renovation	0.502	0.439	0.063	-	-	-
6	Replace Room Isolation Controllers - Pediatrics - LGH	0.110	0.013	0.097	-	-	-
7	Physician Lounge Renovation	0.172	0.116	0.056	-	-	-
8	Renovate ED Mental Health Space - SGH	0.500	0.253	0.247	-	-	-
9	Morgue Expansion - BCGH	0.494	0.002	0.292	0.200	-	-
10	Community Dialysis Unit Relocation - Powell River	1.566	0.743	0.623	0.200	-	-
11	AP LAB 2nd Gross Room	0.280	0.139	0.141	-	-	-
12	FY23						
13	PAR Washroom - Squamish	0.260	-	0.025	0.235		
14	Coastal CoC - Clinical Renovations	23.163	9.747	10.901	2.516	-	-

Item	Facilities - Long Term Care	Project Cost Estimate	Prior Years Spend	Cashflow			
				FY23	FY24	FY25	FY26
1	Elevators x 3 - Cedarview	1.350	0.652	0.698	-	-	-
2	Nurse Call System Upgrade - Berkley	0.755	0.434	0.321	-	-	-
3	Elevator #12 Modernization - (Evergreen) - LGH	0.550	0.280	0.270	-	-	-
6	Replace 6" Main Water Service - Cedarview	0.163	0.078	0.085	-	-	-
5	FY23						
	Replace Dishwasher and Repair Leak - Cedarview	0.280	-	0.280	-	-	-
7	Coastal CoC - Long Term Care	3.098	1.444	1.654	-	-	-

FY23 Capital Plan – Facilities Infrastructure

Coastal CoC

1 of 2

Item	Facilities - Infrastructure	Project Cost Estimate	Prior Years Spend	Cashflow			
				FY23	FY24	FY25	FY26
1	Power Plant Relocation - LGH	28.317	28.182	0.136	-	-	-
2	Replace MCC, Transfer Switch & Emergency Power Generator - Sechelt	1.602	0.087	1.515	-	-	-
3	Acute Tower Repiping - Remaining Areas - LGH	1.250	0.290	0.560	0.400	-	-
4	Replace Domestic Water Piping - SGH	1.913	0.822	1.091	-	-	-
5	Parkade Infrastructure Upgrades - LGH	1.970	1.426	0.544	-	-	-
6	Chiller #1 & 2 replacement - Powell River	1.077	1.015	0.062	-	-	-
7	Emergency Generators & Fuel Storage Tanks - Bella Coola	0.650	0.136	0.514	-	-	-
8	Oxygen System Upgrades - Sechelt	0.450	0.343	0.107	-	-	-
9	Northern Expansion Chiller Replacement and Decommission Cooling Tower - LGH	2.760	0.285	0.525	1.500	0.450	-
10	Re-pipe 4" sanitary drainage from Endoscopy and ICU - LGH	0.110	0.023	0.087		-	-
11	Replace High Voltage Feeder - Sechelt (on hold)	0.245	-	0.245		-	-
12	Boiler Replacements - Bella Coola	0.658	0.533	0.125		-	-
13	Replace heat exchangers - DHW in south wing - Sechelt	0.100	0.060	0.040		-	-
14	Elevator #8 Modernization (Parkade Elevator) - LGH	0.550	0.107	0.443		-	-
15	Window Replacement - Sechelt	0.600	0.032	0.568		-	-
16	Roof Replacement - PRGH	1.800	0.021	0.889	0.690	0.200	-
17	ACF Lay Down Area, LGH	0.596	0.350	0.246	-	-	-
18	Flush Valve Renewal - LGH	0.141	0.095	0.046	-	-	-
19	Replace Acute Tower Domestic Water Emergency Shutoffs - LGH	0.370	0.009	0.261	0.100	-	-
20	Replace Medical Vacuum Pump System - RW Large	0.125	-	0.125	-	-	-
21	Endoscopy Plumbing Upgrades - LGH	0.152	0.018	0.134	-	-	-
22	Level 4 Sanitary Clean-outs - Hope Centre	0.230	0.020	0.210	-	-	-
23	Replace DX cooling units for Lab and MI - SGH	0.184	-	0.184	-	-	-

FY23 Capital Plan – Facilities Infrastructure

Coastal CoC

2 of 2

Item	Facilities - Infrastructure	Project Cost Estimate	Prior Years Spend	Cashflow			
				FY23	FY24	FY25	FY26
26	Chiller #3 Overhaul, PRV replacements and Controls Update - LGH	0.211	0.098	0.113	-	-	-
27	Modernize Clean and Dirty Dumbwaiters - PRGH	0.220	-	0.220	-	-	-
28	Replace Rooftop A/C Unit for Rehab Gym - LGH	0.412	0.012	0.400	-	-	-
29	Install Auto Transfer Switch and Redundant Vital Transformer in Acute Tower - LGH	0.583	0.005	0.578	-	-	-
30	OR Mechanical Room Boiler and Direct Digital Control (DDC) Upgrades - PRGH	0.322	-	0.322	-	-	-
31	FY23						
32	Replace Delayed Vital #4 Power Distribution Centre (DV4 PDC) - Sechelt	1.100	-	0.050	0.990	0.060	
33	Replace Remote Radiators for Generator #2 - Northern Expansion - LGH	0.210	-	0.210	-	-	-
34	Upgrade Generator Paralleling Gear - PRGH	0.150	-	0.150	-	-	-
35	Replace High voltage breaker and transformer #2 and all HV Relays - PRGH	0.132	-	0.132	-	-	-
36	Repiping DCW and DHW for Ultrasound, MDRD - LGH	0.600	-	0.035	0.200	0.200	0.165
37	Parkade Drainage Replacement and Fire Suppression Renewal - LGH	1.100	-	0.050	0.500	0.400	0.150
38	Replace Paving and Drainage in Parking and Laneway - Squamish	0.155	-	0.155	-	-	-
39	Flooring Replacement, WHCC	0.100	-	0.100	-	-	-
40	Pharmacy Cooling, Bella Bella	0.075	-	0.075	-	-	-
41	Relocate Doors Detox Beds, PRGH	0.096	-	0.096	-	-	-
42	Morgue Water Cooled System & Supply Exhaust Fan Upgrades - Northern Expansion - LGH	0.100	-	0.100	-	-	-
43	Coastal CoC - Facilities Infrastructure	53.216	34.011	12.385	5.195	1.310	0.315

FY23 Capital Plan – Major clinical equipment Coastal CoC

Item	Clinical Equipment	Project Cost Estimate	Prior Years Spend	Cashflow			FY26
				FY23	FY24	FY25	
1	Hospital Foundations/ Auxiliaries - Minor Equipment	3.600	-	1.200	1.200	1.200	
2	Regional Hospital Districts - Minor Equipment	1.140	0.315	0.195	0.315	0.315	
3	Radiology/ Fluoroscopy - PRGH	1.800	0.225	1.575	-	-	
4	Squamish Fluoro / X-ray Hybrid Room	1.800	0.267	1.533	-	-	
5	FY22		-				
6	Omniceil Upgrades, LGH	1.100	0.183	0.567	0.350	-	
7	XN-550 Hematology Analyzer (1)	0.119	0.093	0.026	-	-	
8	Stryker Video Tower System	1.165	-	1.165	-	-	
9	Kinevo 900 (1) Pentero 800 (1)	1.018	0.944	0.074	-	-	
10	OSI Trios Surgical TableSys	0.192	0.010	0.182	-	-	
11	DR Retrofits (2 Rooms, 1 Mobile), LGH-MI	0.353	-	0.353	-	-	
12	DR Mobile X-Ray Machine, LGH-MI	0.183	-	0.183	-	-	
13	FY23						
14	Mobile Ortho Table & Management Set	0.181	-	0.181	-	-	-
15	Interventional Radiology Room 1 - LGH MI	2.500	-	0.500	2.000		
16	Patient Monitoring System - ER - LGH	0.770	-	0.770			
17	Intraoperative Ultrasound Sys - LGH	0.180	-	0.180			
18	Patient Monitoring System - ICU - LGH	0.400	-	0.400			
19	Coastal CoC - Equipment	16.502	2.036	9.086	3.865	1.515	-

Sechelt Hospital - Minor Capital Equipment List

ANNEX C

2021\22 Minor Equipment	Estimated Unit Cost	Quantity	Total Cost Estimate	STATUS	
			2021\22		PO#
Defibrillators – SH wide	\$18,000	1	\$18,000	In Progress	10010-1345540
Wound Care Vac System	\$30,000	2	\$60,000	In Progress	07.12.22 – Confirming we do need to still purchase 2 of these units. (M. Duperreault)
LED Surgery Light	\$5,150.00	1	\$5,150.00	Cancelled	No longer required 07.12.22 M Duperreault
Surgical Tourniquet - ATS 3000	\$16,000.00	1	\$17,256.00	In Progress	10010-1345557
Warming/Cooling Unit	\$30,763.00	1	\$30,763.00	In Progress	10010-1347902
MIS Video System	hold	1	\$180,000.00	In Progress	Over the minor capital amount – remove from list, will access Major Capital funding source 07.12.22 M Duperreault
Fetal Monitor – Telemetry Transducers and Module	\$25,500.00	4	\$102,000.00	In Progress	
Mammotome radiation detectors	\$52,000.00	1	\$56,082.00	In Progress	Remove from list, alternate funding was provided. 07.12.22 M Duperreault
Modular Gas Tilting Braising Pan	\$22,305.79	1	\$24,982.48	In Progress	10010-1333762
Biliblanket	\$9,000.00	2	\$18,000.00	In Progress	10010-1345549
Bladder Scanner	\$16,0000	2	\$32,000.00	In Progress	10010-1345564
Total			544,233.48 (180,000.00) 364,233.48		